




heatilator®

The first name in fireplaces



Caliber Series

Direct Vent Gas Fireplace

Caliber Series

traditional style
proven value

The Caliber Series delivers bold fire and impressive heating power to create a dramatic focal point in any room. The Caliber comes standard with a painted black interior, glowing embers and a full log set. The Caliber nXt upgrades the experience with a textured fiber interior, greater heat output, and a standard fan to evenly distribute the heat into the room.

Create your unique look by pairing designer front and finish options and define your space with traditional style, proven value and a beautiful roaring fire.



Caliber Features

- 36" or 42" wide viewing area
- Black painted interior panels standard; additional interior finishing options also available
- Enhanced safety with the IntelliFire Touch® ignition system
- Optional IntelliFire RC400 touchscreen remote control or wireless wall switch RC150
- Three fronts with two finishing options
- Optional heat management solutions
- Optional variable fan speed

Caliber nXt Features

- 36" or 42" viewing area
- Enhanced safety with the IntelliFire Touch ignition system
- Standard RC400 touchscreen remote control
- Standard variable flame height and variable fan speed
- Standard herringbone or traditional interior panels
- Three fronts with two finishing options
- Optional fade-resistant reflective black glass interior panels
- Optional heat management solutions

Options

Interior Panels



Black Painted
(standard on Caliber)



Traditional



Steely Gray Herringbone
(Caliber nXt only)



Fade-Resistant
Reflective Black Glass
(Caliber nXt only)

Fronts¹



Simon²



Craftsman



Contour

Finishes



Black



Bronze

Controls



IntelliFire Touch RC400 Touchscreen Remote Control

Features: on/off, flame height adjustment, fan speed, lights adjustment, thermostat mode, room temperature readout, child lock, timer mode, battery backup, cold climate mode, power vent, wall docking station



IntelliFire Touch RC150 Wireless Wall Switch

Features: on/off, battery backup cold climate mode, battery strength indicator

Additional Options Not Pictured

- Fan Kit
- Heat Management Solutions
- Gas Conversion Kits
- Mantels and Surrounds

Venting

- Direct Vent: DVP pipe and SLP pipe

IntelliFire Touch Ignition System IntelliFire Touch is the most advanced and intuitive IntelliFire system, making operating your fireplace simple, smart and safe. Select the wireless wall switch or touchscreen remote control for the solution that fits your life.

Direct Vent Technology Direct Vent fireplaces remove 100% of combustion exhaust and odors outside of the home. These sealed fireplaces provide optimal heat, conserve energy and ensure clean, safe indoor air quality. To learn more, visit heatlator.com.

Cover: Caliber 32 shown with Craftsman front in bronze, traditional interior panels, steel gray granite surround and Kenwood mantel

Left: Caliber nXt 42 shown with Simon front in black, fade-resistant reflective black glass interior panels, steel gray granite surround and Ozark Shelf

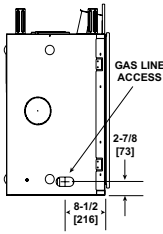
1: Front is required to complete fireplace 2: Simon available in black only



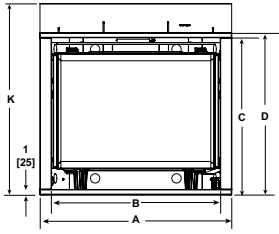
Technical Specifications

MODEL	FRONT WIDTH		BACK WIDTH		HEIGHT		DEPTH		GLASS SIZE	BTU/HR INPUT
	UNIT	FRAMING	UNIT	FRAMING	UNIT	FRAMING	UNIT	FRAMING		
CD4236IFT, CNXT4236IFT	41" (1041mm)	42" (1067mm)	28-1/2" (724mm)	42" (1067mm)	39-7/8" (1013mm)	40-1/8" (1019mm)	21" (533mm)	22" (559mm)	32" x 21-9/16" (813mm x 548mm)	16,000 - 30,000 23,000 - 40,000
CD4842IFT, CNXT4842IFT	48" (1219mm)	49" (1245mm)	35-1/2" (901mm)	49" (1245mm)	41-7/8" (1064mm)	42-1/8" (1019mm)	21" (533mm)	22" (559mm)	39" x 23-5/8" (991mm x 600mm)	18,000 - 35,000 25,000 - 45,000

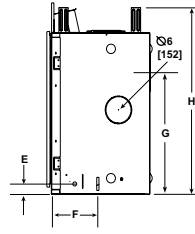
Left Side



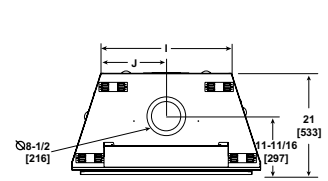
Front



Right Side



Top

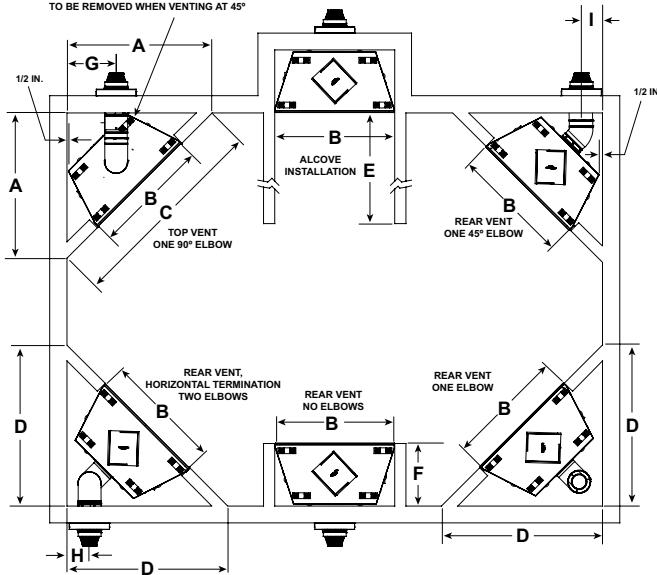


MODEL	A	B	C	D	E	F	G	H	I	J	K
CD4236IFT, CNXT4236IFT	41" (1041mm)	36-1/8" (918mm)	33-1/2" (851mm)	34-5/8" (879mm)	2-1/4" (57mm)	9-11/16" (246mm)	26-7/8" (683mm)	39-7/8" (1013mm)	28-1/2" (724mm)	14-1/4" (362mm)	40-7/8" (1038mm)
CD4842IFT, CNXT4842IFT	48" (1219mm)	43-1/8" (1096mm)	35-1/2" (902mm)	36-5/8" (930mm)	2-3/8" (60mm)	9-15/16" (252mm)	28-7/8" (734mm)	41-7/8" (1064mm)	35-1/2" (901mm)	17-3/4" (451mm)	42-7/8" (1089mm)

Clearances

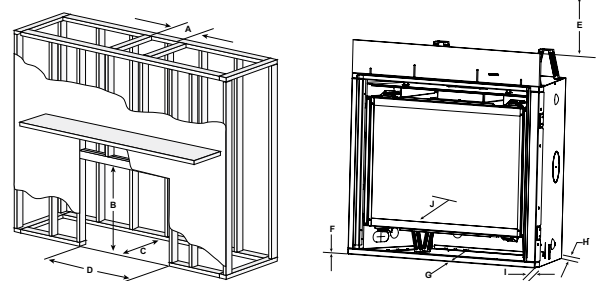
MODEL	A	B	C	D	E	F	G	H	I
CD4236IFT, CNXT4236IFT	51" (1295mm)	42" (1067mm)	72" (1829mm)	56-5/8" (1438mm)	See Inst. Manual	22" (559mm)	17-3/4" (451mm)	8" (203mm)	6-3/4" (171mm)
CD4842IFT, CNXT4842IFT	55-7/8" (1419mm)	49" (1245mm)	79" (2007mm)	61-1/2" (1562mm)	See Inst. Manual	22" (559mm)	19-3/4" (502mm)	10" (1064mm)	10-1/8" (257mm)

NOTE: THE REAR STANDOFF MAY NEED TO BE REMOVED WHEN VENTING AT 45°



Framing

MODEL	A ROUGH OPENING (WIDTH)	B ROUGH OPENING (HEIGHT)	C** ROUGH OPENING (DEPTH)	D ROUGH OPENING (WIDTH)	E CLEARANCE TO CEILING
CD4236IFT, CNXT4236IFT	10" (254mm)	40-1/8" (1019mm)	22" (559mm)	42" (1067mm)	25" (635mm)
CD4842IFT, CNXT4842IFT	10" (254mm)	42-1/8" (1019mm)	22" (559mm)	49" (1245mm)	25" (635mm)



MODEL	F COMBUSTIBLE TO FLOOR	G COMBUSTIBLE FLOORING	H BEHIND APPLIANCE	I SIDES OF APPLIANCE	J FRONT OF APPLIANCE
CD4236IFT, CNXT4236IFT	0" (0mm)	0" (0mm)	1/2" (13mm)	1/2" (13mm)	36" (914mm)
CD4842IFT, CNXT4842IFT	0" (0mm)	0" (0mm)	1/2" (13mm)	1/2" (13mm)	36" (914mm)

The rough framing dimensions shown represent the distance from stud to stud only and do not take into consideration the addition of drywall. Please refer to installation instructions for complete specifications and drawings when installing this product. Go to heatilator.com to download.

EnerGuide (CSA P.4.1-15) Ratings

Used in Canada and some U.S. states to measure annual fireplace efficiency.

CD4236IFT	CD4842IFT	CNXT4236IFT	CNXT4842IFT
64% (NG) / 67% (LP)	67% (NG) / 70% (LP)	68% (NG) / 67% (LP)	68% (NG) / 71% (LP)

Available from

heatilator
The first name in fireplaces

800-927-6841 | heatilator.com
[facebook.com/Heatilator](https://www.facebook.com/Heatilator)
twitter.com/Heatilator
[youtube.com/HeatilatorFireplaces](https://www.youtube.com/HeatilatorFireplaces)

Limited Lifetime Warranty²

The strongest in the industry, Heatilator provides a limited lifetime warranty on gas-burning products of the most important aspects: firebox and heat exchanger.

The information provided in this literature is for planning purposes only and subject to change. Please consult the installation manual for actual installation. Actual product appearance may differ from product images.

² For full warranty details go to heatilator.com.

HTL-1096U-1219

